



## **marClamp**<sup>®</sup> Cut IQ

Unbeatable for Efficiency and Economy

marClamp® Cut IQ



“Reuse makes economic sense.  
We value safety, reliability, and  
cost-effectiveness!”

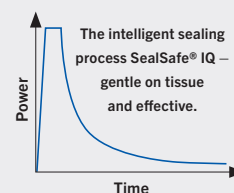
## marClamp® Cut IQ

### The new combination instrument for open surgical vessel sealing

#### SealSafe® IQ

The bipolar vessel sealing system, which consists of the maxium® high-frequency generator with its SealSafe® current and the bipolar marClamp® instruments, allows you to seal vessels and tissue bundles effectively and lastingly without any need for previous dissection or detailed exposure of the tissue to be sealed.

The SealSafe® IQ is a process-controlled current mode in which a continuous exchange of information takes place between the HF generator maxium® and the IQ instrument and in which the impedance of the tissue to be sealed is continuously monitored.



Thanks to the precise SealSafe® current specially adapted to this kind of application, only the tissue located between the instrument's jaws is sealed – lateral thermal tissue damage can thus be restricted to an absolute minimum.

The SealSafe® IQ current mode guarantees minimal tissue adhesion and prevents carbonization of the tissue when used correctly.

#### marClamp® Cut IQ

As well as for tissue preparation and vessel sealing, the marClamp® Cut IQ instruments are also used for subsequent tissue separation – **with no need to change instruments!**

The switch integrated in the instrument automatically triggers the special SealSafe® IQ sealing current once the tissue has been gripped, so no additional footswitch is required.

When sealing has been performed, the current is stopped and an acoustic signal sounds.

- ✓ Dissect
- ✓ Seal
- ✓ Cut

## **marClamp**® Cut IQ Instruments and **maXium**® – the sealing system for fast and safe working

**The reusable sealing system for lasting sealing of veins,  
arteries and tissue bundles with subsequent separation –  
and absolutely no need to change instruments!**

**maXium**®

+ **marClamp**® Cut IQ

= **SealSafe**® IQ



**... the more intelligent sealing system!**



Pressure (p) plus electric current (I) achieve the sealing

Thanks to the effective combination of high pressure (p) and electric current (I), a permanently sealed zone is reliably created on arteries, veins or tissue bundles. It is pivotal here that the pressure is maintained at a constant level throughout the duration of the application. This is ensured via the integrated switch, which only activates the current when the instrument is in the closed position.

During the sealing process, endogenous structural proteins such as collagen and elastin are transformed so that a permanently sealed zone is created as a result.

With this sealing method there is absolutely no need for foreign materials such as sutures or clips. The advantage of this method is the reduction in post-operative pain because no changes in tissue structures occur, as is the case e.g. when tissue is constricted by suture material.

### Plug and Play – automatic identification of instruments with intelligent IQ

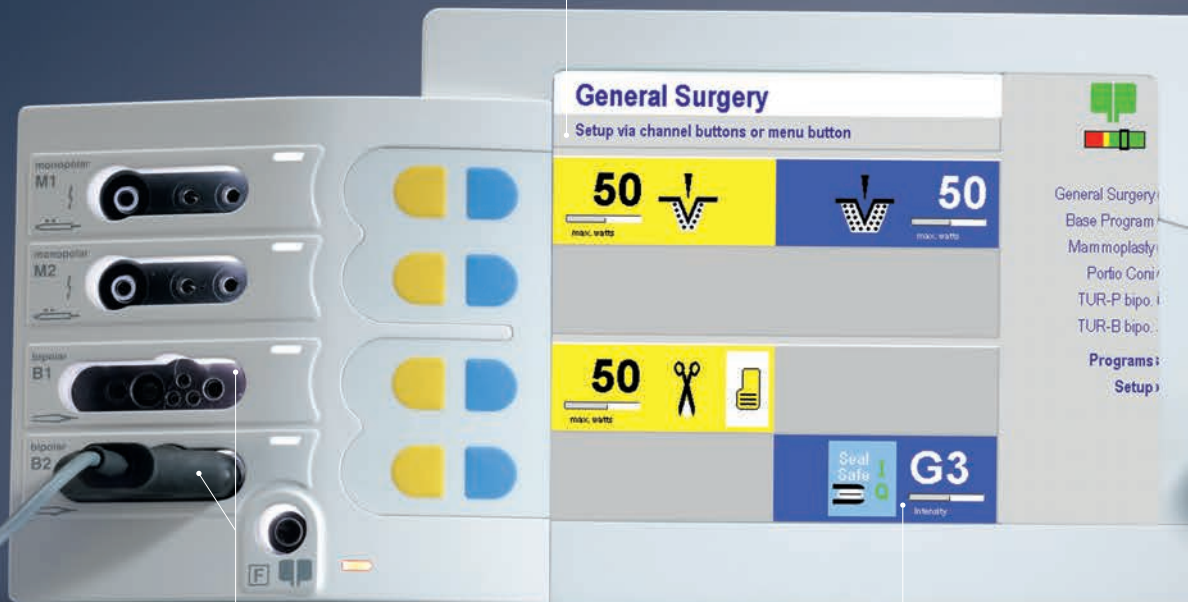
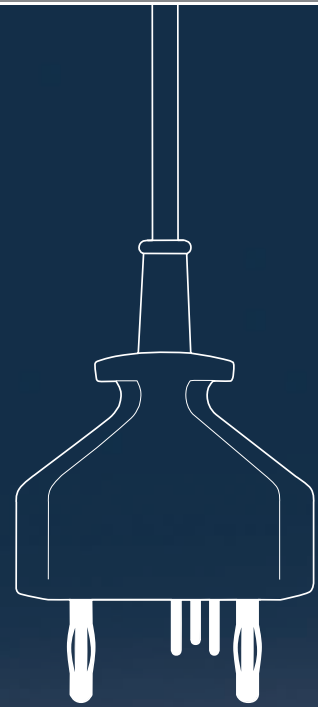
With hardware version 06 the name of the connected instrument is automatically displayed by maxium® as soon as an IQ instrument is plugged in, and the current associated with the instrument is set to a matching default value – it simply could not be more straightforward!

If you do not wish to work with the instrument-specific default values, simply change them as required and save the new values in the usual, program-specific manner. The advantage of this method is that when the IQ instrument is plugged in again, your customized values will appear instead of the default values.

The following items are currently available with IQ functionality together with the SealSafe® IQ current mode:

From software version V3.400 or higher:  
marClamp® IQ, marSeal IQ, marSeal Slim IQ and marSeal5 IQ

From software version V3.412 or higher:  
marClamp® Cut IQ.



Displaying the name of the connected instrument

Use of the two bipolar connecting sockets

Automatic assignment of the required current type and set-up of the required performance parameters

## Multi-use tools instead of disposables: more ways for everyone to take responsibility

### Sequence of steps in the process:



Gripping the tissue



Automatic activation



Sealing the tissue



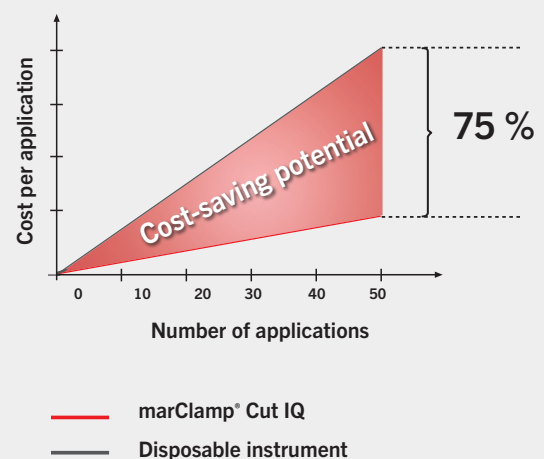
Cutting the tissue

### All the benefits at a glance

- Reliable preparation, sealing and separation with just one instrument
- Reproducible and fast sealing process for vessels up to 7 mm with a burst pressure of over 360 mm Hg
- Minimal lateral heat spread of less than 2 mm
- Optimal cutting results due to sterile disposable blade
- Manual activation
- "Plug & Play" function
- Shorter operating times and hospital stays
- Substantial cost saving due to reusability and low proportion accounted for by disposables
- Easy handling and reprocessing
- Autoclavable at 134°C, acc. to ISO 17665-1

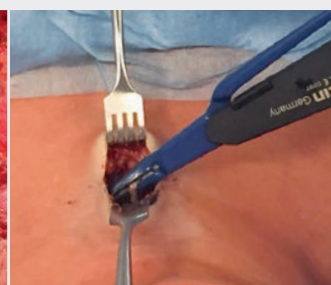
### Cost comparison

#### marClamp® Cut IQ vs. disposable instrument

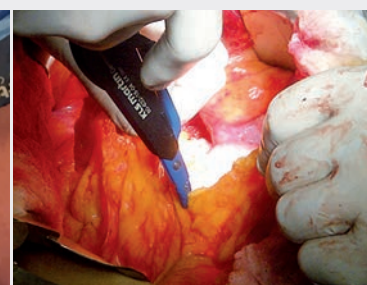




Thyroidectomy



Minimally-invasive video-assisted thyroidectomy (MIVAT)



Pancreatotomy

## Applications

### Gynaecology

- Lymphadenectomy
- Adhesiolysis
- Cystectomy

### Visceral surgery

- Colectomy
- Gastrectomy
- Splenectomy
- Adrenalectomy
- Nephrectomy

### ENT

- Thyroidektomie
- Neckdissektion
- Laryngektomie

### Urology

- Cystectomy
- Hydrocele
- Partial cystectomy



## Article overview

### marClamp® Cut IQ System

Instrument, complete  
incl. cleaning tool and 3 cleaning brushes

80-632-18-04 marClamp® Cut IQ, 18 cm

### Consumables

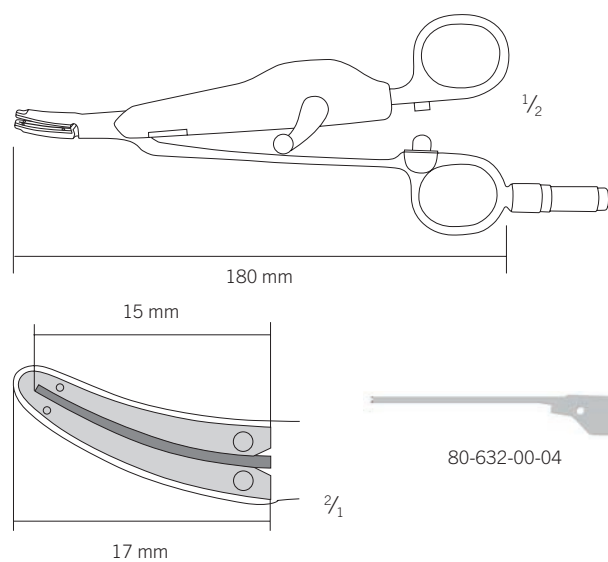
80-632-00-04 Blade for marClamp® Cut IQ, sterile, pack of 10

### Cleaning and reprocessing tools

80-630-58-04 Cleaning tool

80-632-01-04 Set of cleaning brushes, 3 pcs.

55-803-75-04 Storing tray marClamp® Cut IQ, with lid, 280 x 170 x 40 mm



## KLS Martin Group

### KLS Martin Australia Pty Ltd.

Sydney · Australia  
Tel. +61 2 9439 5316  
australia@klsmartin.com

### KLS Martin do Brasil Ltda.

São Paulo · Brazil  
Tel. +55 11 3554 2299  
brazil@klsmartin.com

### KLS Martin Medical (Shanghai) International Trading Co., Ltd

Shanghai · China  
Tel. +86 21 5820 6251  
info@klsmartin.com

### KLS Martin India Pvt Ltd.

Chennai · India  
Tel. +91 44 66 442 300  
india@klsmartin.com

### KLS Martin Italia S.r.l.

Milan · Italy  
Tel. +39 039 605 67 31  
info@klsmartin.com

### KLS Martin Japan K.K.

Tokyo · Japan  
Tel. +81 3 3814 1431  
info@klsmartin.com

### KLS Martin SE Asia Sdn. Bhd.

Penang · Malaysia  
Tel. +604 261 7060  
malaysia@klsmartin.com

### KLS Martin de México, S.A. de C.V.

Mexico City · Mexico  
Tel. +52 55 7572 0944  
mexico@klsmartin.com

### KLS Martin Nederland B.V.

Huizen · Netherlands  
Tel. +31 35 523 45 38  
infonl@klsmartin.com

### KLS Martin SE & Co. KG

Moscow · Russia  
Tel. +7 499 792 76 19  
russia@klsmartin.com

### KLS Martin Taiwan Ltd.

Taipei · Taiwan  
Tel. +886 2 2325 3169  
taiwan@klsmartin.com

### KLS Martin SE & Co. KG

Dubai · United Arab Emirates  
Tel. +971 4 454 16 55  
middleeast@klsmartin.com

### KLS Martin UK Ltd.

Reading · United Kingdom  
Tel. +44 118 467 1500  
info.uk@klsmartin.com

### KLS Martin LP

Jacksonville · Florida, USA  
Tel. +1 904 641 77 46  
usa@klsmartin.com

### KLS Martin SE Asia Sdn. Bhd.

Hanoi · Vietnam  
Tel. +49 7461 706-0  
info@klsmartin.com

Do you know how to get all important information  
about the KLS Martin Energy Devices?

Please download KLS Martin App Energy Devices!  
The App is available for Android and iOS.



<https://itunes.apple.com/de/app/kls-martin-energy-devices/id1198171415?l=de&ls=1&mt=8>



<https://play.google.com/store/apps/details?id=com.klsmartin.energydevices>

### KLS Martin SE & Co. KG

#### A company of the KLS Martin Group

KLS Martin Platz 1 · 78532 Tuttlingen · Germany  
PO Box 60 · 78501 Tuttlingen · Germany  
Tel. +49 7461 706-0 · Fax +49 7461 706-193  
info@klsmartin.com · www.klsmartin.com